

Jump Stop

The term **jump stop** is a catchphrase that is utilized to define player movement as a result of a player catching the ball while **moving or dribbling**. It means exactly what the term implies: the rule allows the player moving on the court some latitude in coming to a stop. Jump off of one foot, land simultaneously on both feet and stop! There is no leeway for any additional steps to be taken. By giving the moving player with the ball additional consideration to come to a stop, injuries and crashes are reduced. Remember, in order for a jump stop to be initiated, a player must be catching the ball while **moving or dribbling**.

Watching game after game on television, the high school official appears to think twice before ruling on a traveling violation. Whether the low post player jumps in the air before releasing the ball on a drop step move, or the pivot foot is lifted before a crossover move can be completed, or a jab step or step back move is made after a jump stop is completed, officials must enforce the rule. If the play is too close to call then of course you make no ruling, but you don't pass on the ruling simply because "no one else would make that call if they care about their schedule."



A jump stop is initiated as a result of a player catching the ball while moving or dribbling.

iaabopixA: player is catching the ball while ending a dribble on one foot.

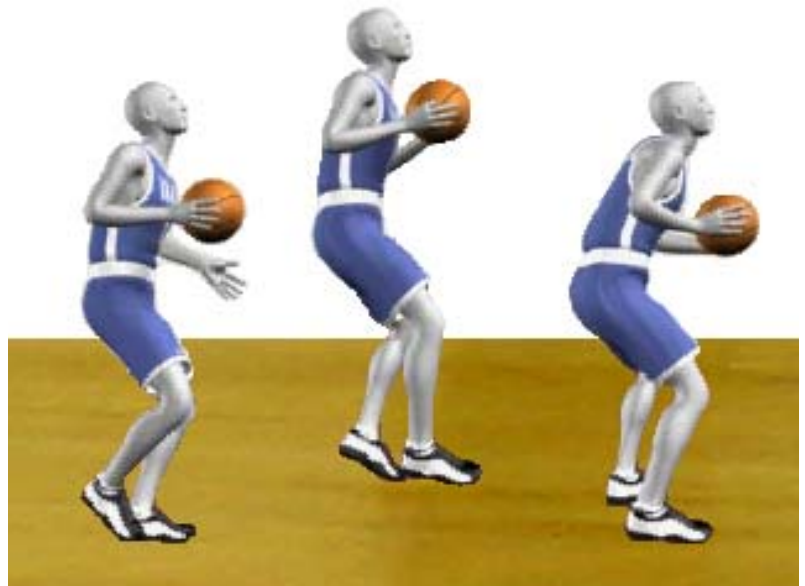
iaabopixB: player, while moving, is catching a pass while on one foot.

The jump stop is carried out when a player, with one foot on the playing court, jumps off that foot and lands simultaneously on both feet (no pivot foot). Emphasis must be placed on the term simultaneous.

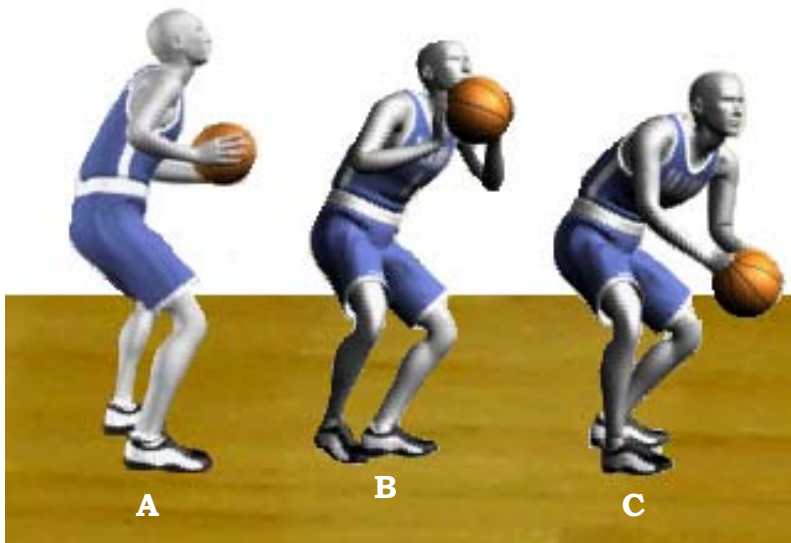
iaabopixA: player ends dribble or receives a pass with one foot on the playing court; or gains a rebound and returns to the floor with one foot on the playing court.

iaabopixB: player jumps off foot touching the playing court.

iaabopixC: player lands on the playing court simultaneously with both feet.



Jump Stop

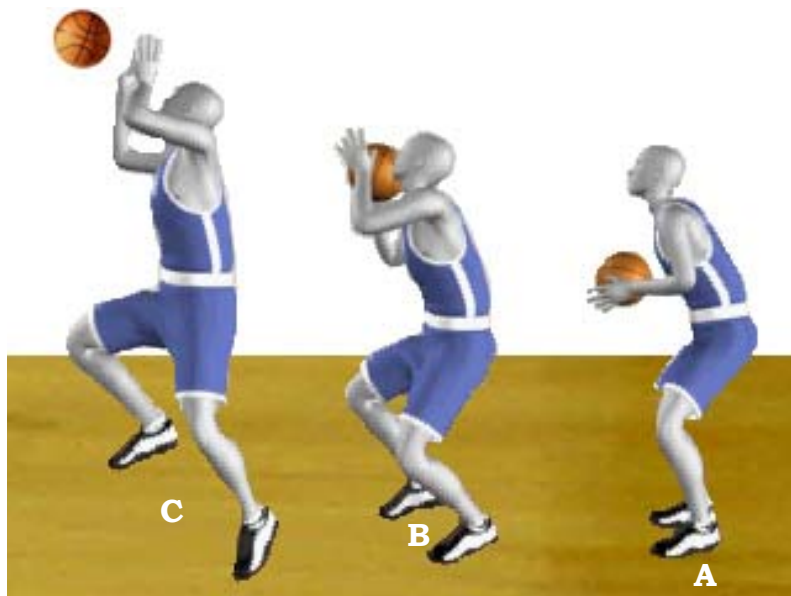


After completing a jump stop, player may not pivot, jab step, or reestablish either foot on the playing court once lifted. A player has no pivot foot after a completion of a jump stop!

iaabopixA: player has completed a jump stop when both feet land simultaneously on the playing court.

iaabopixB: player steps back, reestablishing foot on the playing court. This results in a traveling violation.

iaabopixC: player jabs steps forward, reestablishing foot on the playing court. This results in a traveling violation.



A player who has executed a jump stop may lift either or both feet to shoot or pass.

iaabopixA: player has completed a jump stop when both feet land simultaneously on the playing court.

iaabopixB: after completing the jump stop, player lifts foot to begin a try for goal.

iaabopixC: player raises foot up and releases the ball to complete the act of shooting. This is a legal play.

When a player jumps off of one foot and with **two feet off the playing court ends a dribble, acquires a rebound, or catches a pass**, either foot can be the pivot foot if the player lands simultaneously on both feet. If one foot precedes the other to the playing court, the first to touch the playing court is the pivot foot. These are the same **exact** circumstances as a player securing a rebound or catching a pass with both feet off the floor. This is not a jump stop as player did not catch the ball or end a dribble while moving with one foot on the playing court..